

ENGINEERING
YOUR SPRAY SOLUTION



Strainers

G3A ISO 228

G3A
ISO
228



358

≈ 450

Strainers



Strainers

Strainers	Design	Connection	Nominal pressure at 20 °C	Material of housing	Page
	Strainer	1/2 BSPP 3/4 BSPP 1 BSPP 1 1/4 BSPP 1 1/2 BSPP	12 bar	Polypropylene	8.3
	Basket strainer	3 BSPP	8 bar	Polypropylene	8.4



Strainer, max. pressure 12 bar

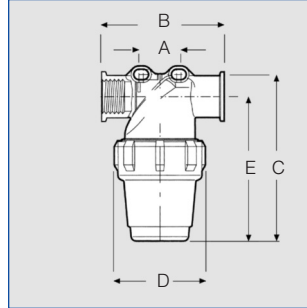
Standard strainer for industrial applications.

For service pressures up to 12 bar. With large screening surfaces.

Screening fineness is colour-marked:

(0.6 mm = red,
0.3 mm = blue,
0.2 mm = green).

Easy handling. Robust construction. Slim design.



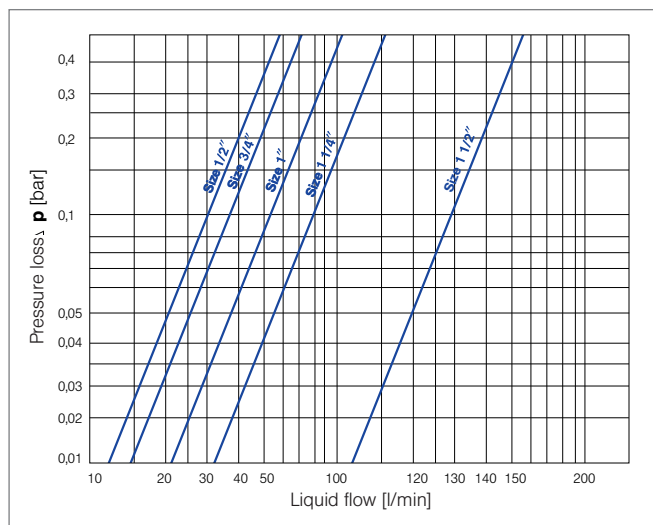
Type		Dimensions [mm]						Weight [kg]
		Connection	A	B	C	D	E	
S. GA 2.	S. GI 2.	1/2 BSPP	27	97	140	74	118	200
S. GA 3.	S. GI 3.	3/4 BSPP	27	97	140	74	118	200
S. GA 4.	S. GI 4.	1 BSPP	40	112	175	86	143	300
S. GA 5.	S. GI 5.	1 1/4 BSPP	39	146	280	116	239	630
S. GA 6.	S. GI 6.	1 1/2 BSPP	39	146	280	116	239	630

Pressure/temperature range

T	p _{max}
20 °C	12 bar
60 °C	7 bar

	Ordering no.			Standard screen Standard strainer		Further screens			
	Type	Size	Mat. hous. Code*	[mm]	Type (blue)	[mm]	Type (red)	[mm]	Type (green)
Male thread	S. GA 2.	012.	53	0.3	S. 000. 012. 00. 26. 03	0.6	S. 000. 012. 00. 26. 06	0.2	S. 000. 012. 00. 26. 02
	S. GA 3.	034.	53	0.3	S. 000. 012. 00. 26. 03	0.6	S. 000. 012. 00. 26. 06	0.2	S. 000. 012. 00. 26. 02
	S. GA 4.	100.	53	0.3	S. 000. 100. 00. 26. 03	0.6	S. 000. 100. 00. 26. 06	0.2	S. 000. 100. 00. 26. 02
	S. GA 5.	114.	53	0.3	S. 000. 114. 00. 26. 03	0.6	S. 000. 114. 00. 26. 06	0.2	S. 000. 114. 00. 26. 02
	S. GA 6.	112.	53	0.3	S. 000. 114. 00. 26. 03	0.6	S. 000. 114. 00. 26. 06	0.2	S. 000. 114. 00. 26. 02
Female thread	S. GI 2.	012.	53	0.3	S. 000. 012. 00. 26. 03	0.6	S. 000. 012. 00. 26. 06	0.2	S. 000. 012. 00. 26. 02
	S. GI 3.	034.	53	0.3	S. 000. 012. 00. 26. 03	0.6	S. 000. 012. 00. 26. 06	0.2	S. 000. 012. 00. 26. 02
	S. GI 4.	100.	53	0.3	S. 000. 100. 00. 26. 03	0.6	S. 000. 100. 00. 26. 06	0.2	S. 000. 100. 00. 26. 02
	S. GI 5.	114.	53	0.3	S. 000. 114. 00. 26. 03	0.6	S. 000. 114. 00. 26. 06	0.2	S. 000. 114. 00. 26. 02
	S. GI 6.	112.	53	0.3	S. 000. 114. 00. 26. 03	0.6	S. 000. 114. 00. 26. 06	0.2	S. 000. 114. 00. 26. 02

* Code 53 = Polypropylen



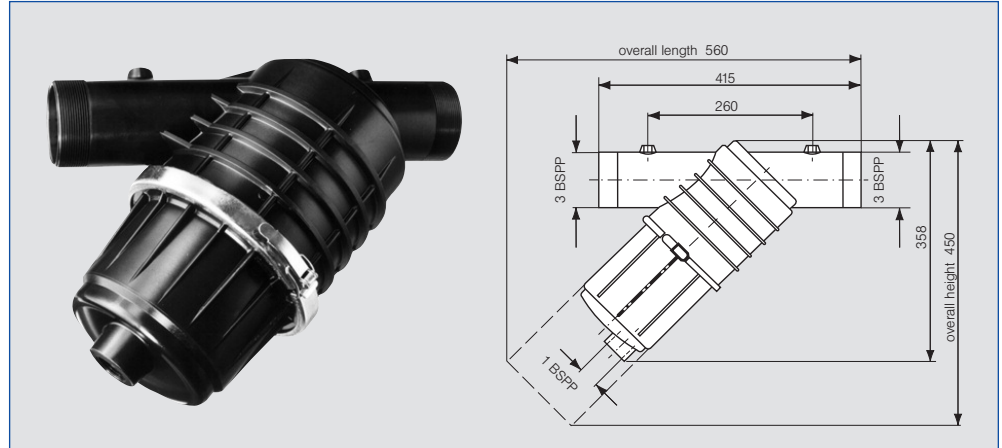
Correction factors for Δp

Viscosity m Pa s	Mesh size of screen basket [mm]		
	0.6	0.3	0.2
1 (Water)	1.0	1.2	1.4
100	1.6	1.9	2.0
200	1.7	2.2	2.3



Basket strainer, max. pressure 8 bar

Strainers, designed for high flow volumes and low pressure loss. The strainer is fitted with a flow deflector, avoiding obstruction of the screen insert in front of the outlet and allowing the dirt particles to settle on the filter bottom. From there they can easily be removed from below through an offset discharge port. The strainer is prepared for the connection of 2 pressure gauges, allowing to control the pressure loss occurring on the screen insert. The strainer is available with various screen insert types.



Strainer with screen

Ordering no.			Screen mesh size
Type	Size	Material	
SGA.2	300	53 (Polypropylen)	500 µm / 32 mesh
SGA.3	300	53 (Polypropylen)	360 µm / 50 mesh
SGA.4	300	53 (Polypropylen)	170 µm/100 mesh
SGA.5	300	53 (Polypropylen)	135 µm/120 mesh

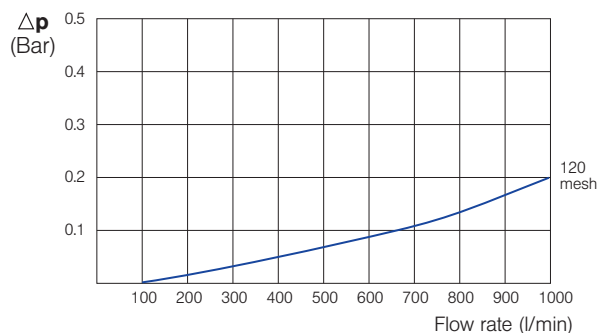
Example for ordering: Type **SGA.2** + Size **300** + Material **53** = Ordering no. **SGA.2. 300. 53**

Screen

Ordering no.			Screen mesh size
Type	Size	Material	
S.002	300.00	26 (Monel)	500 µm / 32 mesh
S.003	300.00	26 (Monel)	360 µm / 50 mesh
S.004	300.00	26 (Monel)	170 µm/100 mesh
S.005	300.00	5A (Polyester/Monel)	135 µm/120 mesh

Example for ordering: Type **S.002** + Size **300.00** + Material **26** = Ordering no. **S.002. 300.00. 26**

Pressure loss chart



Technical data

Screening surface	860 cm ²
Screening insert ø	145 mm
Height of screening insert	320 mm
Inflow and outflow port dia. Ø	3"
Pressure gauge connection dia. Ø	1/4"
Maximum service pressure	8 bar